

Uses of EUROMOD over the past year

Jack Kneeshaw

ISER, University of Essex

EUROMOD Annual Meeting – 2019

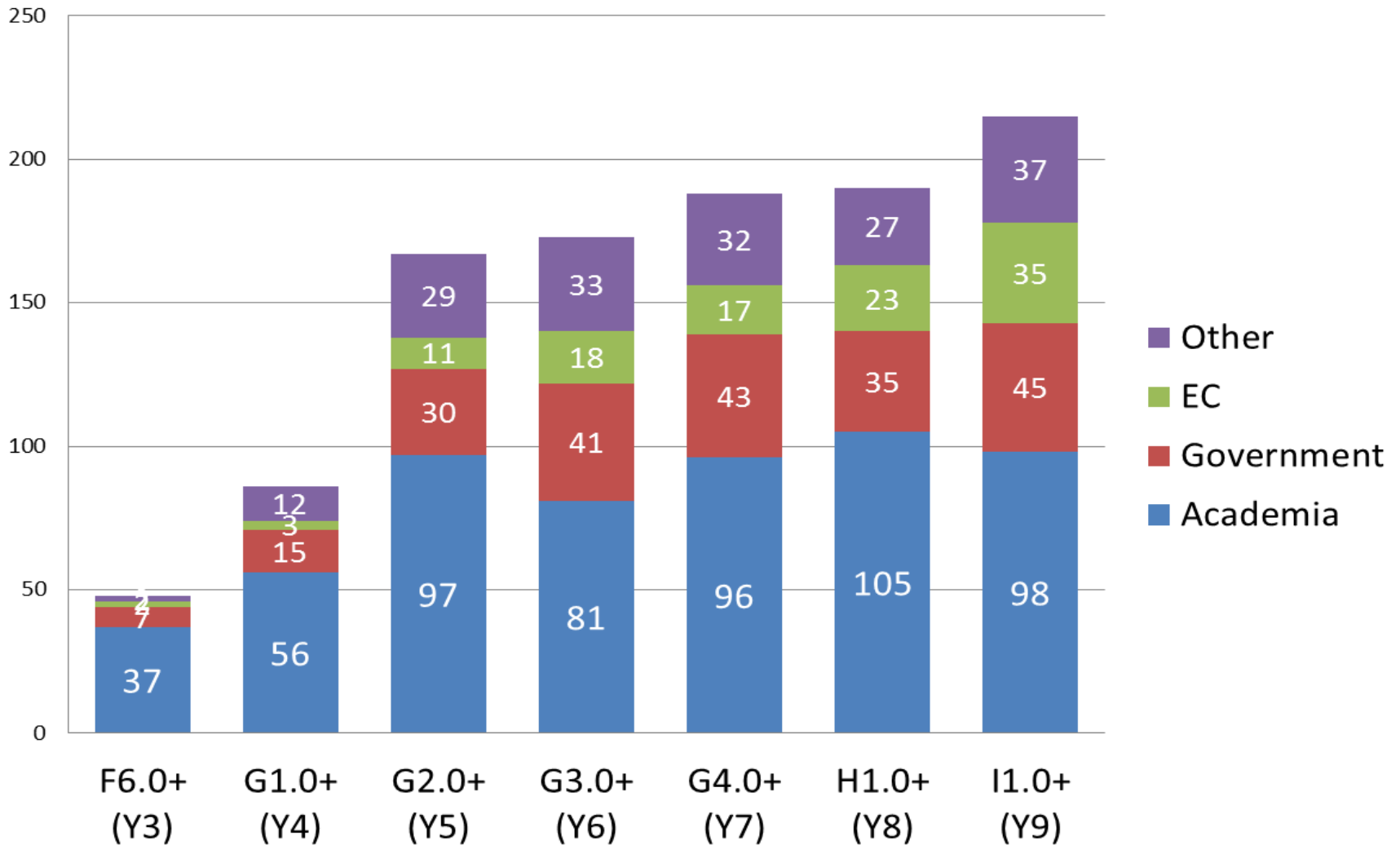
27 September 2019

Main story

- More users, more publications, (more citations)
- Growing heterogeneity in users and outputs
- Website remains an important resource

Access to the model

Completed access requests, by user type



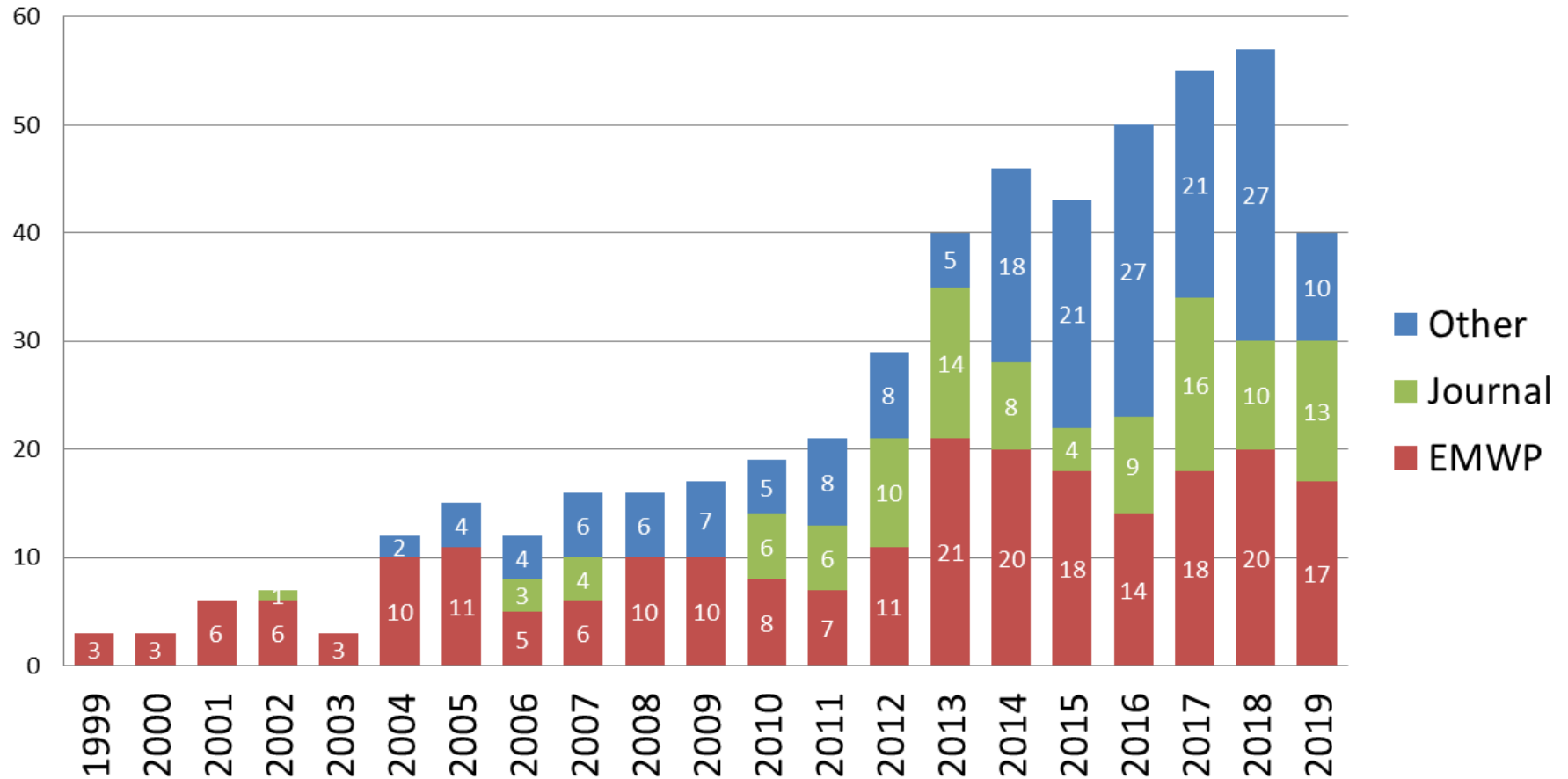
Note: Numbers are completed/delivered requests. I1.0+ requests still counting.

‘Academia’= universities, research institutes; ‘Government’ = ministries, parliaments;

‘Other’ = policy institutes, international organisations, central banks, think-tanks.

Publications and citations

Publications



Note: Based on EUROMOD publications database (partial count). Aside from non-notifiers, what we know is missing = CRs (EUROMOD and European Semester). 'Other' = mainly other working papers and reports (but also books, book chapters, media). 2019 still to finish!

Publications

Displaying publications **1 - 10** of **511** in total

- Submit a [EUROMOD Working Paper](#)
- Report a [missing publication](#)

Working Paper Submission

Submissions to EUROMOD working paper series

Please let us know if you think a public

[Homeownership Investment and property taxes in Europe](#)

Francesco Figari, Gerlinde Verbist, Fra
EUROMOD Working Paper Series EM17/19-1

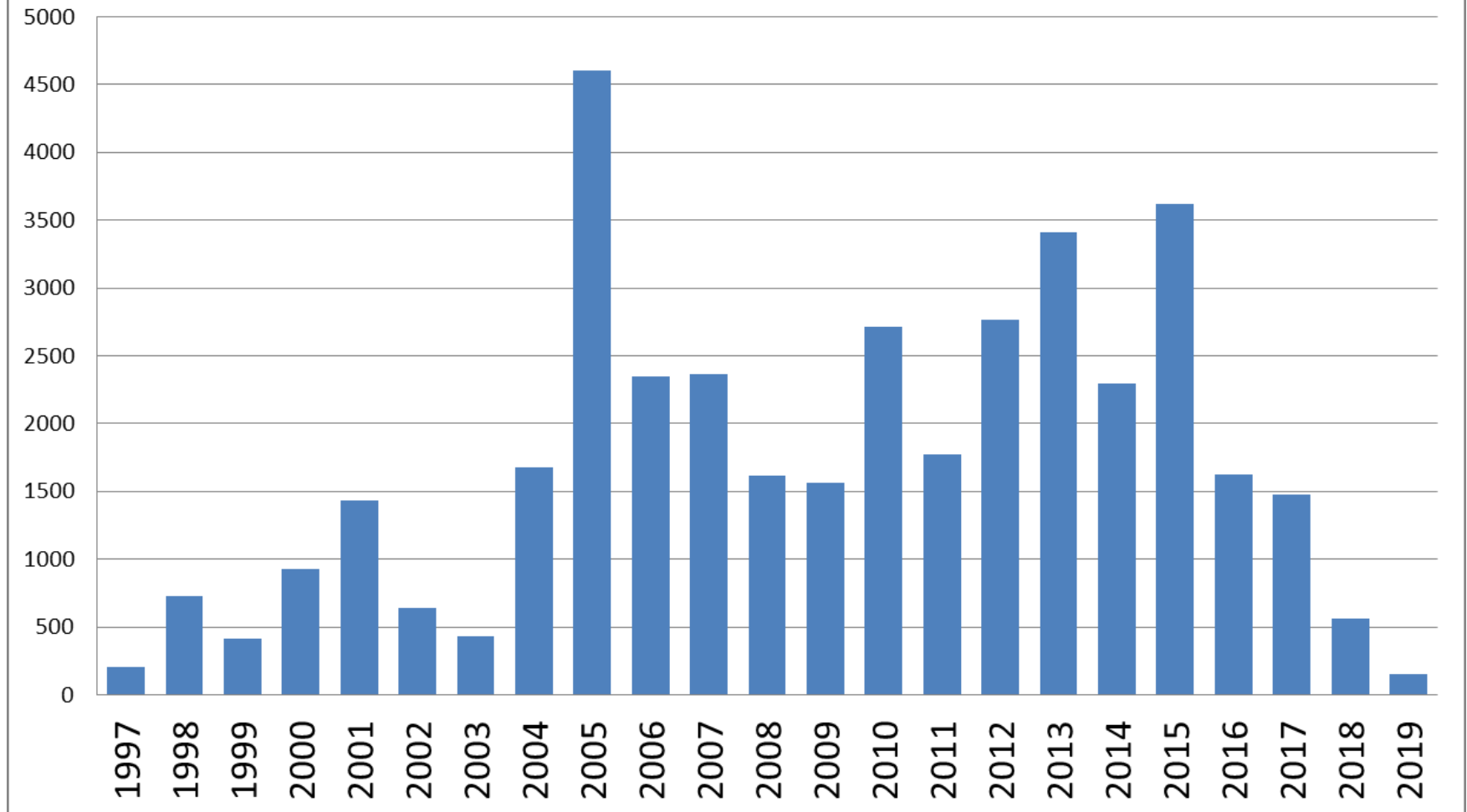
The aim of the working paper series is to provide a comprehensive collection of research, which makes use of EUROMOD or its spin-off models (e.g. SOUTHMOD).

Editorial policy

- We welcome academic and policy-oriented analyses.
- We expect full-length research articles (typically 8-12 thousand words, with no upper word limit).
- Papers must be written in English. Works in other languages are only considered on an exceptional basis.
- Corrections and revisions to published papers in our series (e.g. addendums) are only considered on an exceptional basis. For regular updates on specific analyses, we recommend alternative forms of publications (e.g. annexes to Country Reports, blog).
- The manuscripts are not peer-reviewed. The editor will only check that the content is generally suitable for the series and may additionally make suggestions regarding the clarity of the paper.

The current editor of the series is [Dr Alari Paulus](#).

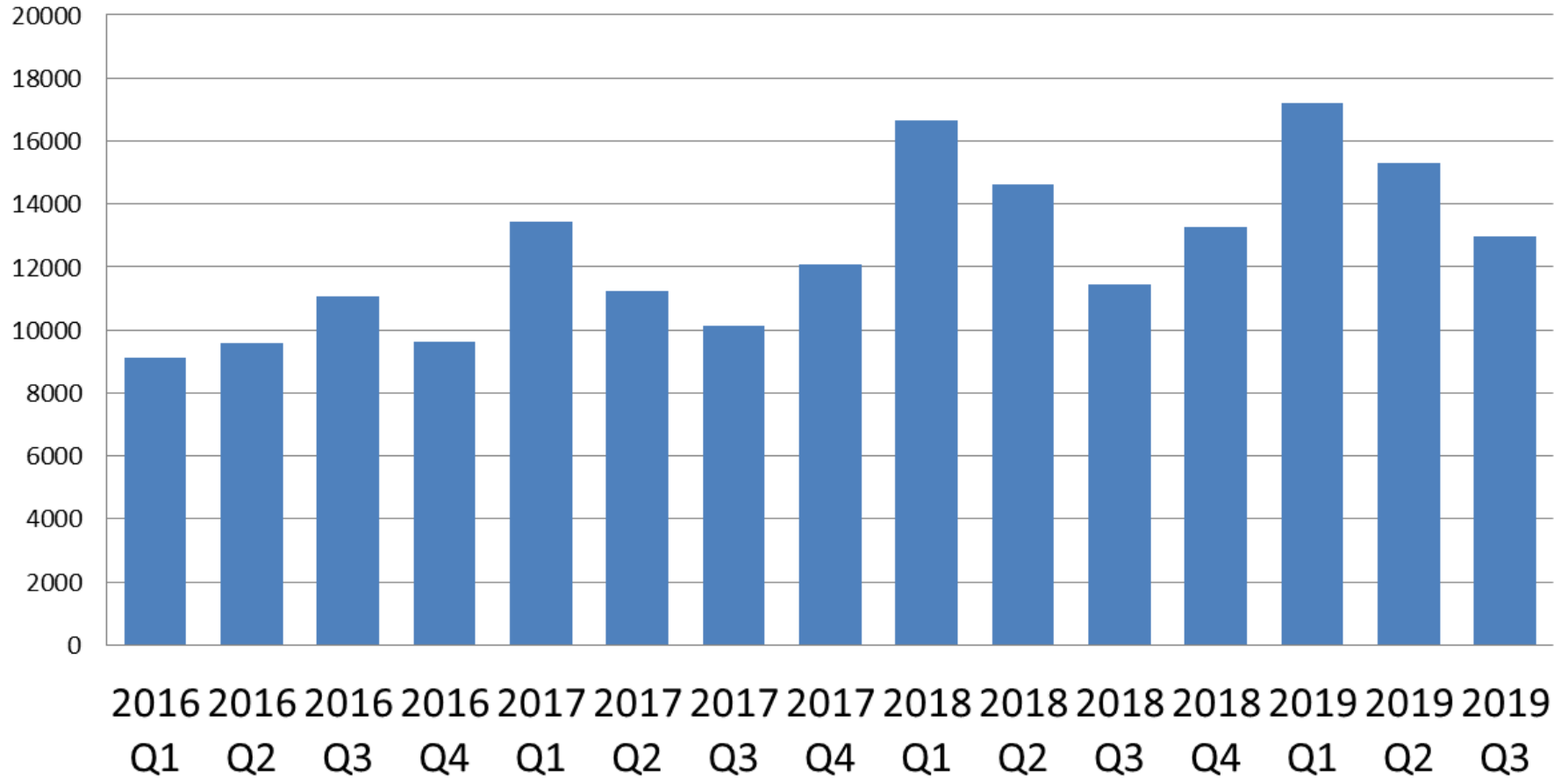
EUROMOD citations, by year of publication



Note: Source = Google Scholar, via Harzing PoP; keyword = EUROMOD; caveats = aplenty! Spike in 2005 explained by Nigel Gilbert textbook. Atkinson, Inequality boost for 2015.











Website statistics

Unique pageviews, by quarter



Note: Source = Google Analytics

Rank	Publication title	ID	Pageviews
1	EUROMOD Modelling Conventions	EMTN 1.1	426
2	A comparison of the fiscal and distributional effects of alternative basic income implementation modes across the EU28	EMWP 14/19	243
3	Effects of tax-benefit policy changes across the income distributions of the EU-28 countries: 2017-2018	EMWP 7/19	203
4	Vertical and horizontal redistribution: the cases of Western and Eastern Europe	EMWP 1/19	170
5	Static microsimulation research on Citizen's Basic Income for the UK: a personal summary and further reflections	EMWP 13/19	136
6	EUROMOD extension to indirect taxation: final report	EMTN 3.0	126
7	Recent changes in housing policies and their distributional impact across Europe	EMWP 12/19	109
8	Baseline results from the EU28 EUROMOD: 2015-2018	EMWP 6/19	108
9	Falling through the social safety net? Analysing non-take-up of minimum income benefit and monetary social assistance in Austria		92
10	The Hypothetical Household Tool (HHoT) in EUROMOD: a new instrument for comparative research on tax-benefit policies in Europe	EMWP 5/19	91

Page		9,310 % of Total: 100.00% (9,310)
1. /	1.  United Kingdom	2,076 (22.04%)
2. /using-euromod/country-reports	2.  United States	1,520 (16.14%)
3. /about/what-is-euromod	3.  Italy	560 (5.95%)
4. /using-euromod/access	4.  Belgium	555 (5.89%)
5. /using-euromod/country-reports/f3-g4	5.  Spain	438 (4.65%)
6. /using-euromod/access/request-l1-0	6.  Germany	406 (4.31%)
7. /using-euromod/access/software	7.  France	204 (2.17%)
8. /about/meet-team	8.  Greece	200 (2.12%)
9. /events	9.  Canada	190 (2.02%)
10. /publications/type/EUROMOD Working Paper Series	10.  Austria	170 (1.81%)

Thanks – and keep up the good work!